



The complete range of OREGON® log splitters offers something for everyone - from occasional users to professionals.

6 Ton



22 Ton



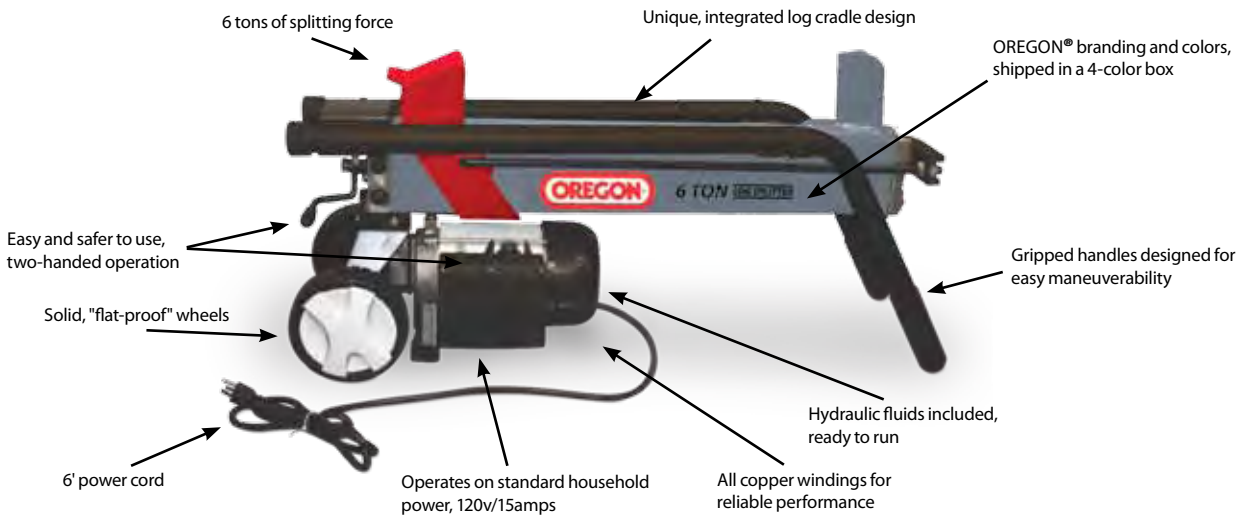
28 Ton



- Fast cycle times for high production
- Full range of features
- Built-in log cradles makes splitting wood quicker, easier, and safer

AVAILABLE FROM YOUR AUTHORIZED
SALES AND SERVICE DEALER


6-Ton Log Splitter




FEATURES	BENEFITS
6 Tons of Splitting Force	• Higher tonnage for harder to split logs.
Auto-Return Valve	• Faster cycle times.
Integrated Log Cradle Design	• Keeps logs in place for hands-free (safer/faster) splitting.
Two-Handed Operation	• Safer to use, keeps hands away from ram and wedge.
Balanced Design	• Sturdy and easier to maneuver, which aids in transport.
Solid Wheels	• Easy to maneuver; will never go flat.
120v/15amps	• Operates on standard household power.
Hydraulic Fluids Included	• Unit is ready to run right out of the box.

OREGON MODEL : S40100600	SPECIFICATIONS
Tonnage: 6 Tons	Cycle Time: 25 seconds
Operation: Horizontal	Max. PSI: 2,300
Motor: 120V, 60HZ, 15A, 2HP (3,400 RPM/Copper Windings)	Valve: Auto-Return
6' Power Cord	Pump: 1 Stage
Cylinder: 2.2" x 15.2"; Hydraulic Capacity: 2.8 quarts	Beam: 3.25" x 5.25"
Wedge: 4.5"	Working Height: 14.5"; Weight: 106 lbs.
Log Capacity: 20.5"	Tires: 6.5"
Log Cradle: Integrated	Warranty: 2 Year Limited Warranty


22-Ton Log Splitter



Engine Options



Kohler SH265
196cc




Honda GC190
190cc


All EPA Approved

FEATURES	BENEFITS
22 Tons of Splitting Force	• Most popular tonnage; splits the vast majority of logs.
4" x 24" Cylinder	• Capable of producing 22 tons of force.
Auto-Return Valve	• Speeds up the log splitting process.
11 GPM Pump	• Decreases cycle time for faster production.
Valve Position	• Ergonomically placed for increased operator comfort.
8" Wedge	• Larger splitting surface.
Cylinder Connection	• Engineered for increased strength.
Stripper Plates	• Integrated for rigidity; capable of removing stuck logs.
Integrated Log Cradle	• Keeps logs in place for hands-free (safer/faster) splitting.
Solid Foot Piece	• Increased strength.
6.5 Gallon Hydraulic Tank	• Plenty of room for fluid to keep flowing and stay cool.
4.80" x 8" Wheels	• DOT certified; better riding.
Beam Lock	• Keeps beam secure.
Boxed Tongue with Handle	• Designed for strength and maneuverability.
Ground Stand	• Solid support during splitting.

MODELS: S402022H0 & S402022K0 (shown)	SPECIFICATIONS
Tonnage: 22 Tons	Cycle Time: 13 seconds
Operation: Horizontal and Vertical	Valve: Auto-Return
Engine: Kohler SH265, Honda GC190	Pump: 2 Stage, 11 GPM
Cylinder: 4" x 24"; Hydraulic Capacity: 26 quarts	Stripper Plates: Integrated
Wedge: 8"	Beam: 6" x 9"
Log Capacity: 26"	Working Height: 31.5"
Log Cradle: Integrated	Tires: 4.80" x 8" - DOT Certified
Total Weight: 595 lbs.	Warranty: 3 years on all steel components; 2 years engine (as rated by manufacturer); 1 year on all hydraulics

28-Ton Log Splitter





Engine Options	
	
Kohler CH395 277cc	Honda GX270 270cc
<i>All EPA Approved</i>	

FEATURES	BENEFITS
28 Tons of Splitting Force	• Commercial grade force.
4.5" x 24" Cylinder	• Capable of producing 28 tons of force.
Auto-Return Valve	• Speeds up the log splitting process.
16 GPM Pump	• Decreases cycle time for faster production.
Valve Position	• Ergonomically placed for increased operator comfort.
Coiled Hoses	• Protected from environmental factors.
8" Wedge	• Larger splitting surface.
Cylinder Connection	• Engineered for increased strength.
Stripper Plates	• Integrated for rigidity; capable of removing stuck logs.
Integrated Log Cradle	• Keeps logs in place for hands-free (safer/faster) splitting.
Solid Foot Piece	• Increased strength.
7.5 Gallon Hydraulic Tank	• Plenty of room for fluid to keep flowing and stay cool.
In-Tank Suction Screen	• Better hydraulic fluid filtration.
4.80" x 12" Wheels	• DOT certified; better riding.
Beam Lock	• Keeps beam secure.
Boxed Tongue with Handle	• Designed for strength and maneuverability.
Utility Jack	• Solid support during splitting; adjustable.

OREGON MODELS: S402028HO & S402028KO (shown)	SPECIFICATIONS
Tonnage: 28 Tons	Cycle Time: 11.5 seconds
Operation: Horizontal and Vertical	Valve: Auto-Return
Engine: Kohler CH395, Honda GX270	Pump: 2 Stage, 16 GPM
Cylinder: 4.5" x 24"; Hydraulic Capacity: 30 quarts	Stripper Plates: Integrated
Log Capacity: 26"	Beam: 6" x 9"
Log Cradle: Integrated	Working Height: 31.5"
Total Weight: 680 lbs.	Warranty: 3 years on all steel components; 3/2 years engine (as rated by manufacturer); 1 year on all hydraulics

OREGON® is a registered trademark of Blount, Inc.
 For more information on these and other OREGON® products, contact your authorized OREGON® distributor, or:

 **OREGON® | BLOUNT, INC.** PO Box 22127 · Portland, OR, U.S.A. 97269-2127 Phone: 800-223-5168 Fax: 503-653-4201 Web: oregonproducts.com
 **OREGON DISTRIBUTION LTD.** 505 Edinburgh Rd. N., Guelph, Ontario, Canada N1H 6L4 Phone: 519-822-6870 Fax: 519-822-4999